

ASC Series DC Current Transducer

- Split core CT for easy non intrusive installation
- Loop powered, reducing wiring
- 2 year warranty as standard
- CE compliant
- Connect directly to PLC / Data Logger

APPLICATION

- DC current monitoring (20A - 500A ranges)
- Current signal conditioning

TECHNICAL SPECIFICATION

INPUT

Current can be specified in the range of:
 0 - 20A, 0 - 25A, 0-50A, 0-100A, 0-200A, 0-300A,
 0-400A, 0-500A
 (21mm through hole diameter as standard)

Bi-directional Input current options also available on request.

OUTPUT

4 - 20mA DC Sinking current. 20mA max
 Output Load: 450R ohms max @ 24Vdc supply.
 Loop voltage 24Vdc \pm 10%
 Linearity: < \pm 0.5%
 Accuracy: < \pm 1%
 Consumption: 25mA + I out
 Freq Bandwidth: DC to 20kHz

CONTROLS

Single turn potentiometers for output calibration.

Zero: \pm 25%
 Span: \pm 25%

Protection

Isolation 3000V RMS. Input / Output / Case
 Input over range up to 200% continuous.
 Enclosure: ABS (UL 94V-0) / Encapsulation

ENVIRONMENTAL CONDITION

Storage temperature: - 50 to +100 °C
 Operating Ambient: -25 to 85 °C Temp Coefficient: <0.03%/°C
 (Temp Coefficient at -40°C: <0.1%/°C, at -55°C: <0.1%/°C)
 Relative Humidity: 5 to 95% RH
 IP Rating: IP60

For 100% RH applications the zero/span adjustment pots need sealing & use only the side integrated cable option

MOUNTING

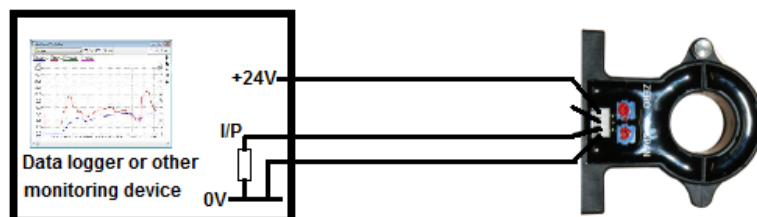

Mounting: Surface
 Weight < 70g
 Installation: CAT II

Additional options:

IP65 sealing on request (& with side integrated cable)
 Larger (40.5mm) through hole diameter available on request




WIRING



ASC Series DC Transducer

DIMENSION (mm)



INSTALLATION

To avoid damage to the case, input cable should be formed to shape and supported.

1. Remove screw to release split-core



2. Place the cable



3. Screw the split-core back into closed position



4. Finish



SAFETY NOTE:

Although the voltage(s) directly connected to this instrument and its internal voltages are low, the cable running through the split core may carry dangerous high voltage. For this reason, this product should be installed by a competent person. If the unit fails to operate correctly then first check if the wiring is correct. Under no circumstance is the unit to be taken apart to gain access to internal circuitry for any reason whilst it has live cable through the split core.