

AHM 717 Millivolt Dual Trip Transmitter

- Suitable for any Millivolt input
- Supply voltage 21 to 30Vdc
- Powered by rack common supply BUSS
- Amelec standard 10 year guarantee
- Suitable for SIL Level 1, 2, & 3 (IEC 61508-2)

TECHNICAL SPECIFICATION

FUNCTION

Millivolt input signal Converter / Isolator

INPUT

Any signal from 4 to 300 mV.

OUTPUT

DC current or voltage specified in the range of:
 Current up to 100mA max in Sink configuration (externally powered)
 Current up 22mA max Source configuration (Internally powered)
 Voltage any from 0.4 to 20V max @ up to 20mA.
 Typical output range: 4 - 20mA (Source)

The Trip output is a pair of changeover contacts SPCO per set point, rated at 250VAC, 2A, 100VA (resistive).

CONTROLS

Zero / Span: 15 turn potentiometers to calibrate Output.
 Set point: 15 turn potentiometers to set Trip points within set Input range.

INDICATOR

Amber Led: power ON indicator
 Red Led: Relay status indicators

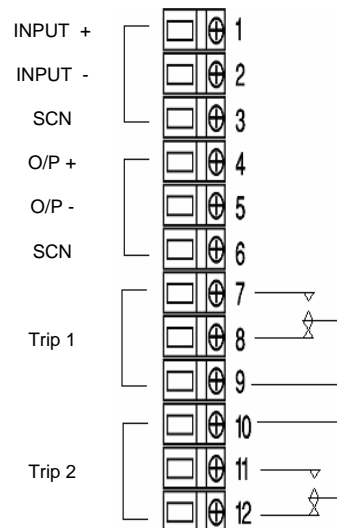
PERFORMANCE

Response time: Typically < 400mS
 Linearity : $\pm 0.1\%$
 Trip repeatability: < $\pm 0.1\%$
 Trip settability: < $\pm 0.1\%$

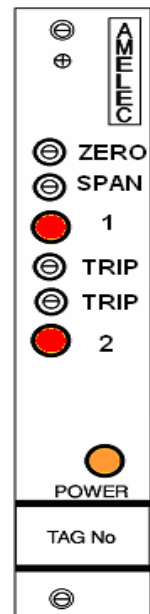
PROTECTION

Isolation 1000V RMS*. Input/Output/Supply
 *500VDC if RFI option (K) is specified.
 Internal Fuse.
 Fail safe on loss of power
 Input over range typically at 300%.
 Output Saturation 125%

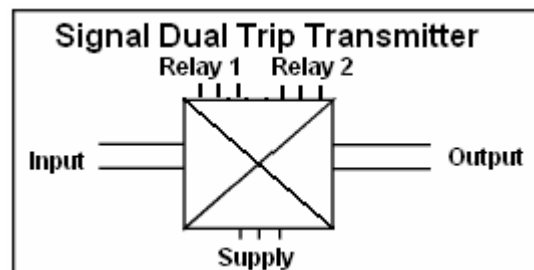
TERMINATION



FRONT VIEW



FUNCTION BLOCK DIAGRAM



ENVIRONMENTAL CONDITION

Storage temperature: - 40 to +70 °C
 Operating Ambient: -15 to +55 °C
 Relative Humidity: 5 to 95% RH

MOUNTING / DIMENSION

Card 3U high 4E wide
 Mounting 19" rack / 84E wide (See rack GA for details)
 Card weight < 200g

ADD ON / OPTIONS

DI: Common LCD display for local monitoring
 J : Input injection jack socket
 P: Test point (Trip set point monitoring)
 K: RFI protection to IEC801-3
 Non standard Power supply ranges available