

ADM216DIK Thermocouple Trip Transmitter

- Suitable for most Thermocouple type
- Supply voltage: 24Vdc / 115Vac / 230Vac
- Amelec standard 10 year guarantee
- Suitable for SIL Level 1, 2, & 3 (IEC 61508-2)

TECHNICAL SPECIFICATION

INPUT

mV signal from Thermocouple. Input span 4mV>.
TC type: K, T, J, R, S.

Automatic cold junction compensation as standard.

TRIP OUTPUT

2 x SPST contacts, rated at 250VAC, 2A, 100VA resistive.

ANALOGUE OUTPUT

DC current or voltage specified in the range of:
Current up to 100mA max in Sink configuration (externally powered)
Current up 22mA max Source configuration (Internally powered)
Voltage any from 0.4 to 20V max @ up to 5mA per output.
Typical output range: 4 - 20mA (Source)

CONTROLS

Zero / Span: 15 turn potentiometer to set internal input reference (Factory set).
Trip 1 & 2: 15 turn potentiometer to set trip point in the range of 0 to 110%.

INDICATOR

Power ON: LED, Amber.
Relay status: LED, Red.

Display of I/P signal on a 3.5 digit LCD. Front facia read buttons show the trip set point. Any engineering units can be specified in the range of: -1999 to +1999.

PERFORMANCE

Trip settability: better than $\pm 1\%$
Trip repeatability: better than $\pm 0.1\%$
Response time: Typically < 400mS
Dead band: Typically < 1%

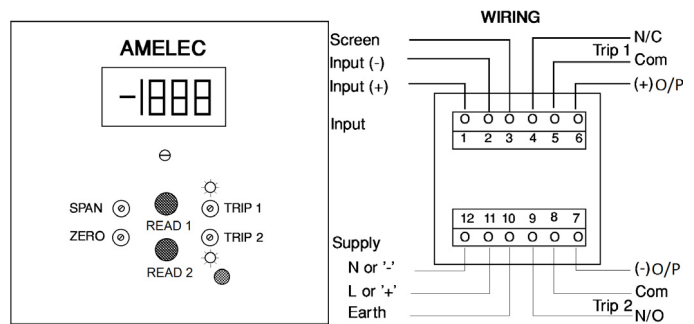
PROTECTION

Isolation 500V DC. Input/output/Contacts/Supply/Earth
Internal Fuse.
Failsafe Relay loss of power
Input over range up to typically 300%.
Up to IP65 Protection via Front panel cover.

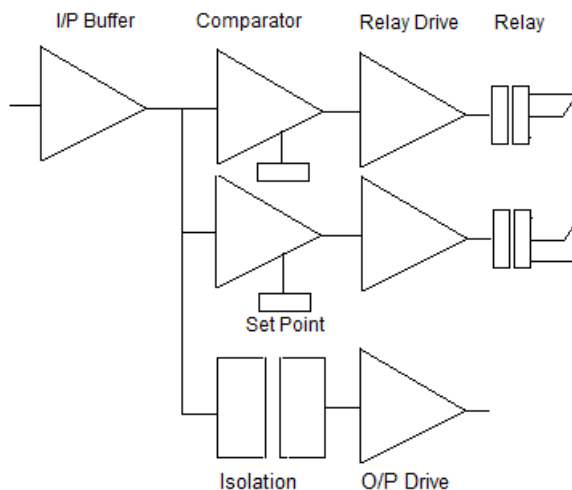
ENVIROMENTAL CONDITION

Storage temperature: - 40 to +70 °C
Operating Ambient: -15 to +55 °C
Relative Humidity: 5 to 95% RH

TERMINATION & WIRING

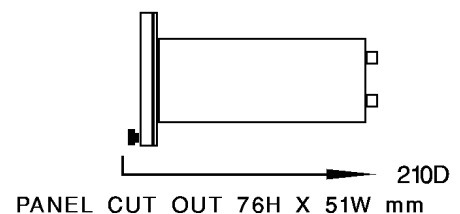


FUNCTION BLOCK DIAGRAM



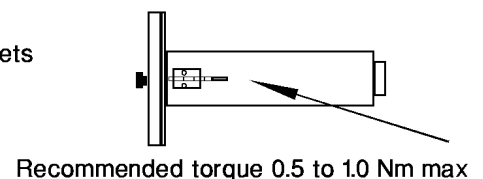
MOUNTING / DIMENSION

SIDE VIEW



TOP VIEW

2 x Fixing Brackets



Weight < 300g